



4-H HORSE ACTIVITY PAGE

Developed by **Melody Noah**, Volunteer Leader, Robertson County


Beginning

Your 4-H ANIMAL SCIENCE—HORSE Project



When you work with horses, you have to make many important decisions. To make the best decisions, you have to know about your horse and what your horse needs. This project can help. Some of the skills you can learn and activities you can do in this project are listed below. Check your favorites. Then, work with your 4-H leaders and parents to make a 4-H project plan of what you want to do and learn this year.

- Learn horse safety rules.
- Learn the parts of a horse.
- Learn how to groom a horse.
- Learn the most common horse colors.
- Learn the types of horse markings.
- Learn the parts of the saddle and bridle.
- Learn what a horse eats.
- Show your horse at a local horse show.
- Complete a service project using horse skills learned.
- Give a horse project demonstration in the 4-H club meeting.
- Other _____



Life Skill

Ethical Decision Making

My Favorite Horse

Do you have a horse? If not, is there a particular breed of horse that you would like to own? In your 4-H project folder, write about your favorite horse breed. You may need to get in contact with the breed association, for example, the American Quarter Horse Association. Draw a picture of your horse and make sure that you color the horse. What is the major use of the breed of horse you selected?

Service Ideas

- Volunteer at a riding program for disabled children and adults.
- Volunteer to feed horses while a friend or neighbor is out of town.
- Volunteer to clean stalls and/or tack for a local stable.
- Make an exhibit about West Nile Virus and display it in a public place.

Check Your Tack



Tack includes all the equipment you need to care for and ride your horse. In your 4-H project folder, make a list of the tack you might need for your horse. For example, a saddle, bridle, blanket, brushes, combs, etc. Be specific. Check your tack for safety often by looking for cracked or dry-rotted straps and reins. Check the cinch for rust. To maintain, clean tack after each use.

Try This—Make a Healthy Horse Treat

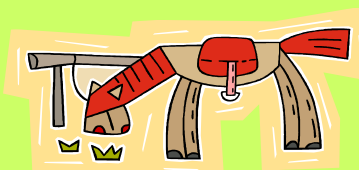
Ingredients Needed:

- 7 c. sweet feed
- 2 - 12 oz. jars dark molasses
- 1/2 c. water
- 2 1/2 cups flour

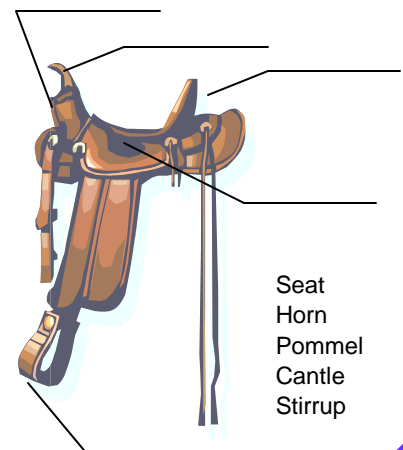
1. Mix the first three ingredients, then stir in the flour.
2. Coat muffin tin with vegetable oil or non-stick spray.
3. Press dough down into muffin tin.

4. Bake at 350 degrees for 20 minutes or until dark brown.

Allow to cool. Cover the bottom of a foil pie pan with a thin layer of hay. Place one or two treats on top of the hay. Feed the treat to your horse, or give a healthy horse treat to a friend's or neighbor's horse.



Label the Parts of the Saddle



Seat
Horn
Pommel
Cantle
Stirrup

4-H HORSE ACTIVITY PAGE

Parts of Horse Word Scramble

Unscramble the words below. Then use the circled letters to spell the word that means "the study of horses."

zuzlem _____ ○ _____

lolp ○ _____

upocr _____ ○ _____

ilat _____ ○ _____

koch ○ _____

ofoh _____ ○ _____

ginkas ○ _____

nnnaco _____ ○ _____

The study of horses is called

_____ y

Write the definition of each word in your 4-H horse project folder.

New Words:
cannon
muzzle

New Words:
croup
gaskin
poll

Career Scavenger Hunt

By asking others, researching on the Internet or reading a book or magazine—search for a job that uses horse skills and knowledge. Here's what you are looking for.

1. Job Title _____
2. Job Description _____

3. Education Required _____

Horse Safety Rules

- * Approach a horse near its shoulder so it can see you.
- * Never approach a horse from directly behind. That is a blind spot.
- * Never stand directly behind a horse.
- * Don't run or yell. You could spook a horse.
- * Always use a quick-release knot when tying a horse.
- * Always wear shoes with a heel so your foot won't slip through the stirrups.
- * Always wear an approved safety helmet when riding.

Other 4-H Horse Activities



Horse Project Groups
4-H Horse Bowl
4-H Hippology Contest
4-H Horse Judging
Horse Shows
Summer Fun Stops
4-H Demonstrations and Exhibits

Additional Resources

Making decisions is an important part of the horse project. This activity sheet has given you the opportunity to explore things to think about as you make decisions in the horse project. You've made a healthy horse treat, learned some of the parts of a horse and identified your breed of horse. But this is just the beginning! Use the resources listed below to continue learning about horses.

- School & public libraries
- People who know about horses and horse care
- Horse Industry Handbook (in your county 4-H office)
- 4-H horse project groups
- Horse magazines
- The 4-H horse Web page:
<http://www.utextension.utk.edu/4h/projects/horse.htm>
- Horse books:
 - *The Horse* by J. Warren Evans
 - *Horses and Horsemanship* by M.L. Ensminger
 - *Feeding & Care of the Horse* by Ron D. Lewis

For more ideas,
contact your
4-H office.

Don't forget
to submit your
project report to
your 4-H leader.

Reviewed by Doyle Meadows, Professor, Steve McNeil, Sumner County, and members of the state 4-H Youth Development staff
Edited by Lori Jean Mantooth, Extension Assistant, and Wanda Russell, Publications Editor