



Line and Design

Skills

- Develop drawing skills
- Expand design vocabulary
- Discover career opportunities
- Increase technology skills
- Complete a service project
- Gain understanding of line/design elements
- Explore the cultural influences of paper cutting


Drawing, painting and sculpting are just a few of the many skills and techniques featured in the Line and Design project. These activity pages will help you develop artistic techniques, vocabulary and historical/cultural influences in art. Some of the new skills that you can learn in the 4-H Line and Design project are listed on the left. Check your favorites and then work with your 4-H leaders and parents to make a 4-H project plan of what you want to do and learn this year.



Life Skill -- Achieving Goals

Photo Finish

The photographs on the right are the same except that a portion of one of the pairs of photos has been blackened out.



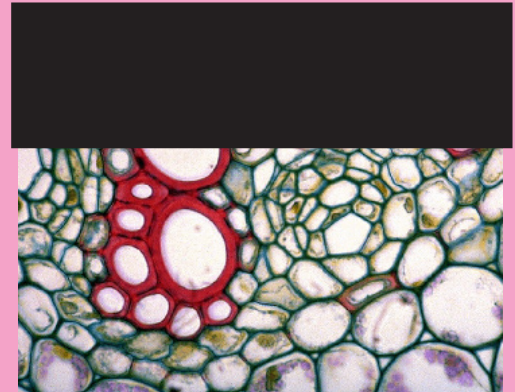
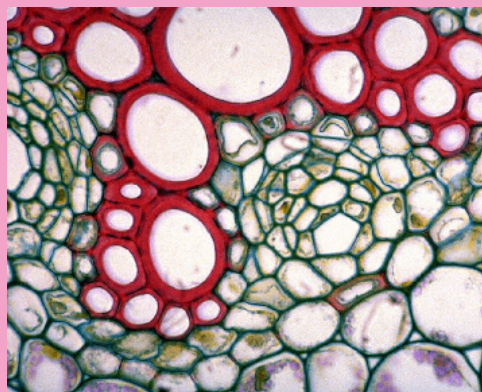
Use the photos, or any of your personal photographs, for this project.

Take your photo, make a copy and rip off part of the picture.



Sometimes it is easier if you have enlarged the photo to do this.

Glue the ripped photo to cardstock. Use your artistic pencils or whatever other tool you choose to draw and color the section that is missing.



The objective is to make your sketch look just like a continuation of the photo.

Word Search

seek and define

Look at the word list below. Find the word in the puzzle to the right. The words can be horizontal, vertical, diagonal or backwards. Then, read the definitions below. Place the correct word in the blank. Again, use the words from the Word List.

WORD LIST

COLOR


FORM

LINE

SHAPE

SPACE

TEXTURE



1. FORMS are three-dimensional shapes, expressing length, width and depth. Balls, cylinders, boxes and triangles are forms.

2. SPACE is the area between and around objects. It is also sometimes used to refer to depth.

3. Light reflected off objects is called COLOR. It is made up of hue, value and intensity. Hue is the color or name of the color (i.e., red, blue, yellow, etc.) Value is determined by how dark or light the color is. Intensity of color is determined by how bright or dull the color is.

4. Surface quality that can be seen and felt is also known as TEXTURE. These surfaces can be rough, smooth, soft, hard, etc.

5. SHAPE is a closed line. It comes in many forms including geometric, organic or natural. It can also be flat or express length and width.

6. LINE is a mark that is longer than it is wide. It can go many different directions including horizontal, vertical, diagonal, straight or curved.

Service Ideas

Share your knowledge with others!
Create a scrapbook, DVD or Power Point™ presentation highlighting your Line and Design activities.

Teach art activities at an after-school or summer program for young people.

Lead an arts and crafts seminar at an area senior citizens center or local assisted living home.

Volunteer with a local or community art museum.

Resources

School and public libraries
Line and Design manuals
4-H project leader/groups

The following Web site was used to create this activity sheet. To learn more line and design skills, visit:

www.114hccs.org
www.utextension.utk.edu/4H/projects/lineanddesign.htm

Don't forget! For more ideas and info, contact your local 4-H office.

Activities

4-H Demonstration

4-H Skill-a-thon

Design and create holiday cards to send to family and friends.

Create a unique piece of art to use as a birthday or Christmas present.

Enter an arts and crafts item in the county fair.

Make a sketch book, scrapbook or reflective journal.

Career Search

With the help of Internet resources, research the following careers that involve line and design skills:

Interior Designer
Cartoonist

Architect
Food/Cake Decorator

Artist
Graphic Designer

Write a short essay (or 4-H speech) about these careers. Include the answer to the following questions using the information that you found:

What do you do in this job?

How are line and design skills used?

What kind of education do you need?

Is this a career that you might be interested in pursuing? Why or why not?

Cultural Clues

Using the Internet, look up the following terms. Identify the cultures/countries associated with each of the above terms. Write the name of each culture/country beside the name. A space has been provided. Then answer the question that follows.

Chien-chih	<u>CHINA</u>
Amati	<u>CENTRAL AMERICA</u>
Monkiri	<u>JAPAN</u>
Scheneschnitte	<u>GERMAN</u>
Wycinanki	<u>POLAND</u>
Silhouette	<u>FRANCE</u>
Lieversrife	<u>AMERICA</u>

All of the terms above have to do with what?

PAPER CUTTING
