




4-H SWINE ACTIVITY PAGE

Developed by **Sarah Vaden**, Extension Agent, Anderson County

Beginning


Your 4-H ANIMAL SCIENCE—SWINE Project



When you work with swine, you have many responsibilities. You are responsible for taking care of everything your animal needs—including feed, shelter and good health management practices. This 4-H project can help you learn things you need to know so you can be responsible for your animal.

Some of the skills you can learn and activities you can do in this project are listed below. Check your favorites. Then, work with your 4-H leaders and parents to make a 4-H project plan for what you want to do and learn this year.

- Learn the parts of a live hog.
- Learn how to select a high-quality pig.
- Learn the wholesale and retail cuts of a hog.
- Learn about the dietary needs of your animal.
- Learn about the health management of your animal.
- Attend or show your animal in a hog show.
- Complete a service project using project skills you have learned.
- Other _____



Life Skill
Responsibility

My Swine Budget

Being responsible for your animal means providing everything your pig needs. Some things you only have to buy one time, and others you have to buy often. Visit your local feed store, research on the Internet or talk to a veterinarian to find out the cost of each item. Then, work with your parents to make a budget for how you will care for your animal.

| Item | Cost |
|--------------------------|-------|
| Pig(s) | |
| Water nipple | |
| Feeder | |
| Water hose | |
| Feed | |
| Wormer | |
| Clippers | |
| Show crop | |
| Unexpected medical costs | |
| Other costs: | |
| _____ | _____ |
| _____ | _____ |

Swine Products

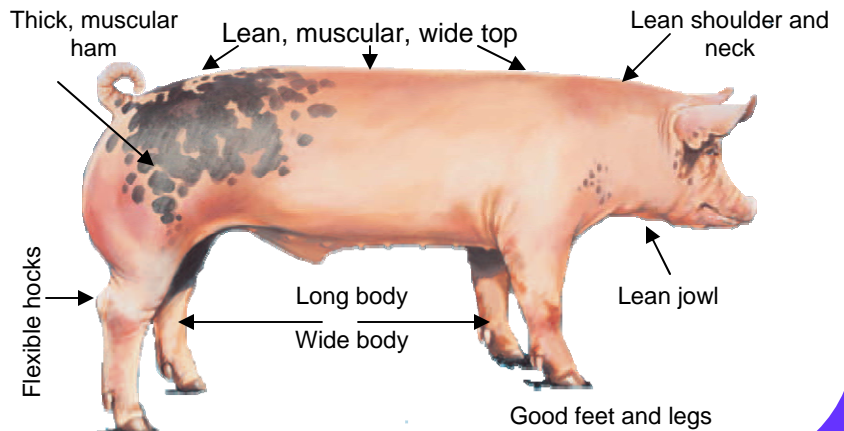
Did you know hogs provide you with more than just pork? The following items are made from parts of the hog: bone china, rennet for cheese, stearin for chewing gum, glycerin, leather goods, gelatin, drum heads, violin strings, artist paint brushes and industrial lubricants. You may want to research and make a display board explaining the different products and what part of the hog they come from.

Pig Facts

- ◆ It takes a pig only 5 to 6 months to go from birth to 240 to 260 pounds (Market Weight).
- ◆ It takes 550 to 600 pounds of feed for a feeder pig weighing 40 pounds to reach 240 pounds.
- ◆ A hog will gain 1 pound for every 2.5 to 3 pounds of feed it consumes.
- ◆ More pork is consumed than any other meat in the world.
- ◆ Hogs raised in groups of 25 or more inside a finishing building need 8 square feet of space each. Pigs raised as 4-H projects in small numbers need more space.
- ◆ Pigs have no sweat glands, so they need to be cooled in very hot weather.
- ◆ White pigs get sunburned easily. Provide plenty of shade.

Selecting a Hog

The points to look for in a good hog are listed in the picture below. Visit a local fair and observe how the judge uses this model to pick the winner.



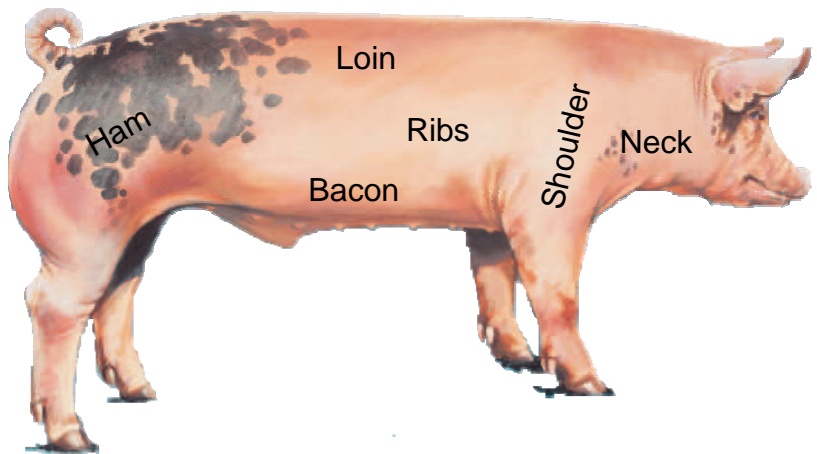
4-H SWINE ACTIVITY PAGE

Parts of a Hog

If you are going to be responsible for marketing your hogs you should know the retail parts and their value.

Visit the grocery store and check out the price of the different cuts of meat.

Share what you learn in a 4-H meeting and keep a copy in your 4-H project folder.



Visit a farrowing operation and assist with ear notching, needle teeth removal, tail docking and castration.

Don't forget to submit your project report to your 4-H leader.

Career Scavenger Hunt

By asking others, researching on the Internet or reading a book or magazine—search for a job in the swine industry. Here's what you are looking for.

1. Job Title _____
2. Job Description _____

3. Education Required _____

Service Ideas

- Display your hog at a farm day.
- Provide pork to a homeless shelter.
- Prepare ham and biscuits for a 4-H volunteer event.
- Volunteer to help a neighbor with his or her swine operation.

Additional Resources

You have to be responsible when caring for animals. This page has given you the opportunity to learn things to help you care for your swine. But this is just the beginning! Use the resources listed below to continue learning about swine.

- School & public libraries
- People who work in the swine industry
- 4-H project groups
- 4-H swine Web page:

<http://www.utextension.utk.edu/4h/>

For more ideas, contact your 4-H office.

Swine Search

Listed below are several words related to the swine project. Look in books or on the Internet to learn more about each word. Share what you learn with your 4-H friends through a speech or demonstration.

| | | | | | | | | | | | | | | | |
|---------|---|---|---|---|---|---|---|---|---|---|---|---|---|---|---|
| Pig | L | I | T | T | E | R | R | O | F | Z | O | C | B | X | U |
| Hog | T | G | I | P | I | G | V | B | N | N | K | O | O | L | D |
| Gilt | F | N | H | A | C | O | X | H | J | U | L | P | A | I | V |
| Barrow | E | N | X | B | O | H | O | K | S | Z | Q | U | R | E | N |
| Boar | T | H | Z | X | N | T | L | G | I | Y | K | G | R | A | C |
| Sire | N | D | Z | W | S | L | N | Z | R | G | N | U | E | B | P |
| Dam | B | Z | X | Y | R | N | K | T | E | Q | T | W | E | I | M |
| Litter | A | R | P | X | L | J | L | F | D | X | P | T | Q | U | C |
| Wean | R | P | I | D | J | I | S | P | E | Q | O | G | I | T | O |
| Bred | R | F | S | H | G | P | E | T | O | H | W | K | M | G | L |
| Shote | O | P | I | T | F | D | P | V | S | R | W | V | W | M | M |
| Carcass | W | D | E | R | B | O | H | V | M | R | K | W | O | I | A |
| | P | F | M | B | B | F | R | C | A | R | C | A | S | S | D |



Show off your Hog Project at the:

- Fair
- Regional 4-H Market Hog Show
- State 4-H Market Hog Show

Reviewed by Glen Conatser, Professor, and members of the state 4-H Youth Development staff
 Edited by Amy Willis Extension Program Assistant, and Wanda Russell, Publications Editor