

Tennessee 4-H Performing Arts – Costume Design Project

Advanced





THEATER (TECHNICAL)

Outcome: Design two costumes for a particular play/musical



EXPLORE: Step Out Activity

Follow the steps for costume design.

1. Choose 2 characters from one musical or play
2. Read the script
 - Get an understanding of the plot, setting, characters, and themes
 - Identify the characters role and personality
3. Create a Mood Board
 - Gather images, fabrics, color schemes, styles, and design elements that align with the mood and atmosphere of the play
 - Use Items to create a mood board
4. Develop Costume Concepts
 - Sketch Designs
 - Choose Fabric and Material
 - Choices should suit the design, character, and practicality for movement

Upload mood board and sketches to e-Portfolio



EXPAND & APPLY

How does this relate to every day life? How can you use this knowledge in the future?



THEATER (TECHNICAL)

Outcome: Design two costumes for a particular play/musical



EXPLORE: Step Out Activity




Costume Design:

[SIX the Musical – Catherine of Aragon \(Video Link\)](#)

How William Ivey Long created the

[“Beetle Juice” and “Tootsie”](#)
[Costumes \(Video Link\)](#)



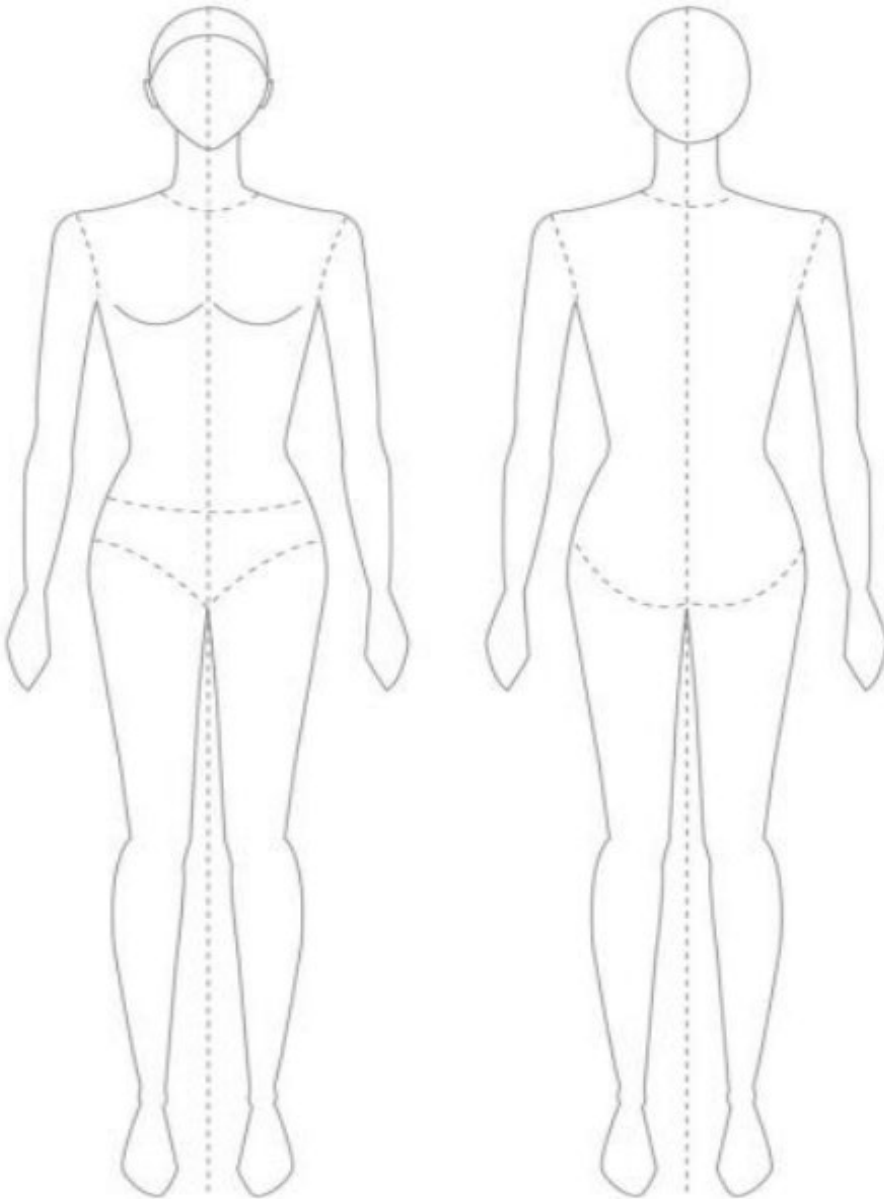


THEATER (TECHNICAL)

Outcome: Design two costumes for a particular play/musical



EXPLORE: Step Out Activity



Show Title: _____

Character: _____

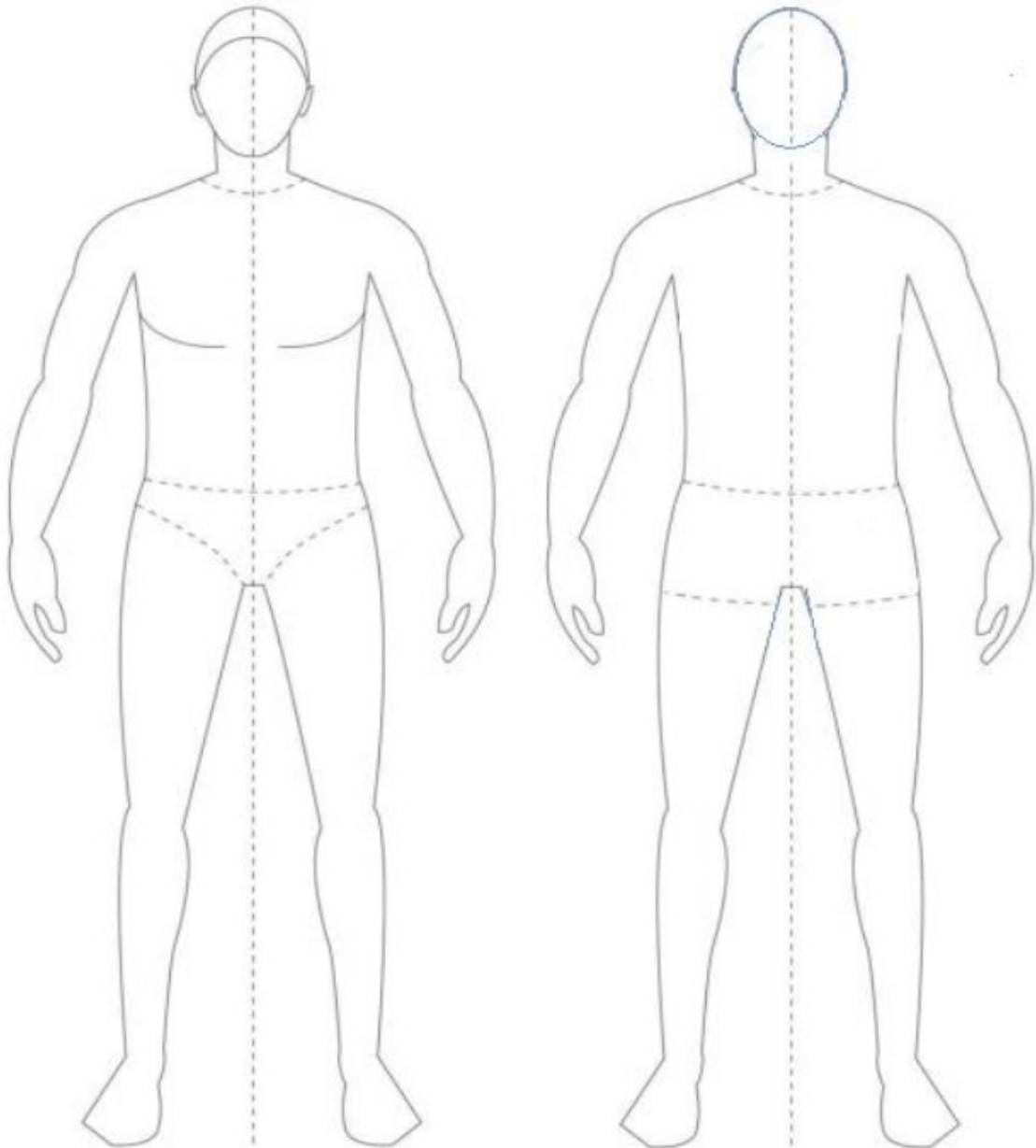


THEATER (TECHNICAL)

Outcome: Design two costumes for a particular play/musical



EXPLORE: Step Out Activity



Show Title:

Character:



Links for help:

- [Mood Board Ideas](#)
- [How To Become A Working Costume Designer: Dressing For Success](#)



References:

Teachers Pay Teachers
McGraw Hill Education